


Modellbau-Werkstatt
Bertram Heyn

SPEZIAL-KATALOG OZARK-MINIATURES



Königsallee 32 D-37081 Göttingen
Fon 0551/631596 Fax 0551/631307
E-Mail kontakt@modell-werkstatt.de
Internet www.modell-werkstatt.de





Ozark Miniatures

3461 S. 5225 W.
Cedar City, Utah 84720
Fax 435-586-0580

E-mail sales@ozarkminiatures.com

Prices and Availability:

Prices and availability are subject to change without notice! Your packing slip will show the current price. Updated price lists are available on-line.

Catalogs:

If your catalog is more than a year old you may request a new one when ordering

Shipping Time:

We ship many times a week, so you won't have more than a day or two after we have the order before it is on it's way. We are not responsible for delays of the postal service getting your order here or the parts to you. We do ship priority mail to make it quick.

Questions, suggestions and correspondence are welcome. Enclose a self addressed stamped envelope if you want an answer or just use the e-mail address above.

- H**ow **T**o **O**rd **e**r
1. Print your name and address CLEARLY on the order blank.
 2. List the part number and a description.
 3. Total your order. Utah residents add 6% for state sales tax.
 4. Be sure to include the correct amount for shipping –handling so your order is not delayed.
 5. We ship through the postal service using priority mail.
 6. If you are outside of the U.S. or ordering wood shipping may be higher. We will charge the exact shipping in those instances.
 7. Fax or Mail your order in, Or
 8. You may order online at www.ozarkminiatures.com

WARNING These items in this catalog are not for child's play. Use at your own risk. Some items contain sharp edges. Many items are kits and require assembly

Catalog Contents

Parts are in numeric order

0-999 are G Scale Many of these parts can be used for 1/2, 1:22.5 and 1:20.3

1000 are 1:20.3

2000 are supplies , Lumber, Brass etc

3000 are mining equipment and Gn15

4000 are 7/8n2

5000 are logging

6000 are 1/29 and 1:32

7000 are signs for all scales , The 1:20.3 John Mower kit series, & Clear Creek series etc.

I am always interested in seeing your projects or hearing from you. If you have ideas for items needed just let me know. We are also always looking for actual drawings of any items. Send us a letter or contact me personally at farside@infowest.com . I am also trying to attend more shows across the country to meet you. No matter if you are a beginner or an accomplished craftsman, I would love to hear from you.

Guarantee:

All parts and kits are guaranteed. If you find a part that does not meet your expectations return it immediately for credit. We do not offer an approval service. Don't order 8 items and expect to return 7 of them. Order what you really need. If you are returning a part credit will be issued for the price of the part (and sales tax if any) We do not issue refunds on shipping and handling charges.



0001 0002 0003 0004 0005 0006 0007



0008 0009 0010 0011 0012 0013 0014 0015 0016




0017 0018 0019 0023




0020 0021 0024 0027 0028 0029 0030



0032 0031 0033 0034 0035 0036 0037 0038 0039 0040



0022



0025 & 0026


0038	BRAKE WHEEL & LOCK (2ea)
0039	BRAKE LOCK W/PAWL (2)
0040	TRUCK MOUNT BUSHING (4)

0001	STAKE POCKET 2 U BOLTS (10)
0002	STAKE POCKET 1 U BOLT TOP (10)
0003	STAKE POCKET 1 U BOLT CENTER (10)
0004	STRAP STEP 12"(4)
0005	STRAP STEP 18" (4)
0006	STRAP STEP, undersill mount (4)
0007	STRAP STEP, ANGLED, undersill mount (4)
0008	LARGE TURNBUCKLE (undrilled) (5)
0009	SMALL TURNBUCKLE (undrilled) (8)
0010	LARGE TURNBUCKLE (slotted) (4)
0011	12" QUEENPOST (8)
0012	6" QUEENPOST (8)
0013	3" QUEENPOST (8)
0014	TRUSSROD PAD (10)
0015	DISCONNECT JOURNAL (4)
0016	DISCONNECT JOURNAL (nails on) (4)
0017	COIL SPRING JOURNAL (4)
0018	LEAF SPRING JOURNAL (4)
0019	LINK/PIN COUPLER (body mount) (2)
0020	COUPLER POCKET (talgo mount) (4)
0021	COUPLER POCKET (body mount) (4)
0022	Link & pin couplers W/draft gear
0023	LINK/PIN COUPLER (end beam mount) (2)
0024	1/2" N.B.W.S (57)
0025	SLIP ON NUT FOR 1/16" ROD
0026	SLIP ON NUT FOR 3/64" ROD (20)
0027	1" BOLT, 2" SQ NUT W/WASHER (20)
0028	1" BOLT, 2" SQ NUT (20)
0029	1" BOLT, 2" HEX NUT W/WASHER (20)
0030	1" BOLT, 2" HEX NUT (20)
0031	1 1/4" BOLT, 2" HEX NUT ON A 6"x 8" FORGED PAD (30)
0032	3" MALLEABLE IRON N.B.W. (20)
0033	D&RG TRUSSROD N.B.W. (16)
0034	SQUARE TRUSSROD N.B.W. (16)
0035	Journal lids for Bachman tm Archbar trucks (8)
0036	OFFSET GRAB IRON (10)
0037	PUSHPOLE POCKET (4)


G Scale

G Scale


0041	BRAKE HOSE SET (2 cars)
0042	UINTAH HOSE SET (box cars) (2 cars)
0043	UINTAH HOSE SET (flat cars) (2 cars)
0044	"K" BRAKE SET W/MTG PLATES (1 set)
0045	"K" BRAKE MASTER & SLAVE CYLS (1 set)
0046	COMPLETE "K" BRAKE UNDER CAR SET(1)
0047	BRASS CHAIN (1ft)
0048	BLACK BRASS CHAIN (1ft)
0049	BRASS CHAIN 5 FT (5ft)
0050	BLACK BRASS CHAIN (5ft)
0051	MONARCH' BRAKE SHOES (8)
0052	MONARCH' BRAKE SHOES (16)
0053	BRAKE RETAINER VALVE (4)
0054	BRAKE ROD CLEVIS (8)
0055	C&S BRAKE CHAIN ROLLER (2)
0056	CATWALK END SUPPORTS (4)
0057	REEFER DOOR LATCH BARS & HANDLES (2)
0058	REEFER DOOR HINGES (12)
0059	BOX CAR CORNER BRACES (set 1 car)
0060	BOXCAR END CENTER BRACES (8)
0061	BOXCAR DOOR GUIDES & RAILS (1 car)
0062	BOXCAR DOOR STOP (8)
0063	CATWALK CENTER SUPPORTS (14)
0064	REINFORCING PLATES (forged) (8)
0065	REINFORCING PLATES (sheared) (8)
0066	BOLSTER END REINFORCING PLATE (8)
0067	BODY BOLSTER (TRUCK) PIVOT PAD (4)
0068	BOX CAR TOP & BOTTOM BRAKE STAFF BRACKETS (2 ea)
0069	Through the beam Lower STAFF BRACKET (6)
0070	TANK CAR VENT (breather) (1)
0071	5 PC LUBE SET (5 pc's)
0072	11 PC LOCO TOOL SET (11 pc's)
0073	LITTLE SQUIRT oil can (4)
0074	GRATE RAKE & CLINKER HOOK (1 ea)
0075	TALLOW POT & HAMMER (1 ea)
0076	FIREMAN'S OIL CAN (1)
0077	RED DEVIL' COAL SCOOP (2)
0078	WATER BARREL W/SPIGOT AND A CUP
0079	Lrg & Sml JACK + A MONKEY WRENCH (3pc)




Complete K Brake set 0046 all parts above needed to do 1 car




0042 Uintah Hose set for 2 boxcars 0043 Uintah Hose set for 2 flatcars





0061 Boxcar door guides and rails






0072



0047-0050 0078



0071 5 Pc Lube set



Richard Schmidt's crane car


0080	SPIKE KEG & MAUL (1ea)
0081	SPITTOONS (3)
0082	WOOD' CONDUCTORS STOOL (2)
0083	CONDUCTORS OIL LAMP (clear) (2)
0084	Blue emergency lamp (2)
0086	CONDUCTORS OIL LAMP (1red) (1green)
0087	PASS CAR ROOF VENTS (10 pc's)
0088	COACH PLATFORM RAILING (4) (fits bachman and others)
0089	D&RG CABOOSE STEP (4)
0090	RADIAL' MARKER LAMPS W/BRKT'S (2)
0091	BRACKETS FOR 0090 'RADIAL' MARKER (2)
0092	BRACKETS FOR 0093 & 0097 (2)
0093	CABOOSE MARKERS W/LENS (cored) (2)
0094	AMBER (yellow) LENS (4)
0095	CABOOSE MARKERS W/LENS & 6 EARS (cored) (2)
0096	red jewel lens for
0097	LOCO & TENDER MARKERS w/LENS (cored) (2)
0098	OIL SWITCH LAMP W/EARS & LENS (cored) (1)
0100	STATION ORDER BOARD (cored) (kit)
0101	STATION BENCH 6' (kit)
0102	STATION BENCH 4' (kit of 2)
0103	DECORATIVE STATION BENCH 4' (kit of 2)
0104	DECORATIVE STATION BENCH 8' (KIT)
0105	PORTERS' LUGGAGE CART (kit)
0106	SWITCH STAND (kit)
0280	SWITCH STAND & CORED LAMP (kit)
0107	HARP' SWITCH STAND white metal (kit)
0108	TIE PLATES (code 215) (app 120)
0109	TIE PLATES (code 250) (app 108)
0110	TIE PLATES (code 332) (app 100)
0111	3rd Rail Stanchion 50
0112	3rd Rail Stanchion 100
0113	WHEEL STOPS (2)
0114	BRIDGE FOOT (4)
0115	WATER WELL PUMP (1)
0116	FAIRBANKS MORSE' PLATFORM SCALE (kit)
0117	WHEEL 6" dia (4)
0118	PUSH WORK CAR W/TOOLS (kit)

G Scale


0119	SPOKED PUSH CAR WHEELS 19" dia (4)
0120	PUMP' HAND CAR (wood simulated wheels) (kit)
0121	PUMP' HAND CAR (steel wheels) (kit)
0122	SHOP WORK CRANE ON CAR (kit)
0123	SOLID WHEEL 13.5"dia (4) (as shown on 0122)
0124	WINCH ASSY W/HOOK (kit)
0125	HOOK W/PULLEY (kit)
0126	6.5" pulley (10)
0127	WORK CRANE ONLY (kit) (crane from 0122)
0128	VELOCIPEDE (kit)
0129	STEEL SPOKED WHEEL 21" dia (4)
0130	STEEL SPOKED WHEEL 14" dia (4)
0131	CRANE TENDER CAR (kit) (1)
0132	SOLID WHEEL 9" dia (4)(as shown on 0131)
0133	Water tank stay, bolt w/nut qty 8 1/8th inch wide
0134	PIPE FITTINGS 1" (4 elbow, 2 union, 2 tee)
0135	1 1/4" PIPE FITTINGS (6 elbow, 2 union, 2 tee)
0136	GEARS (junk) (8 mixed)
0137	BASKETS 1/2 BUSHEL (2)
0138	WOOD 1800s COFFIN (cast plastic) (1)
0139	CEMETERY STONES (6 mixed)
0140	WHEEL BARROW (kit) (1)
0141	WHEEL BARROW WHEEL 17.5" dia (4)
0142	GARDEN TOOL SET (5 pc's)
0143	PICNIC TABLE (kit) (1)
0144	FIRE HYDRANTS (2)
0145	MAIL BOXES (3)
0146	DAWG' (1)
0147	CORN' LIKKER JUG (3)
0148	COFFEE POT & 4 CUPS (set)
0149	CANDLE STICK TELEPHONE (3)
0150	TYPEWRITER (1)
0151	WATER BUCKET (1)
0152	TIN LUNCH BUCKET (3)
0153	SWEEP BROOM (worn) (1)
0154	PUSH BROOM (1)
0155	DOOR PULL (4)
0156	LOCK ON HASP (horizontal) (4)
0157	HOUSE DOOR KNOB ON PLATE (8)
0158	LARGE STRAP HINGE (barn) (8)



0121 (shown) 0120 with this wheel 0122 0128




0131




0142

0124
Winch assy
w/ hook and
pulley




0125 hook w/
pulley only



0140



0138



0155

0157

0158

0156

0159



0133




0134



0135



0144



0143



0145



0146



0139




0147

“G”



0148



0149




0150



0151




0152





0153




0154



0159	HOUSE DOOR HINGE (10)
0160	HOUSE ELECTRIC SERVICE (1 set)
0161	POST MOUNT ELECTRICAL INSULATORS (10)
0162	PHONE CALL BOX FOR R.R. (1)
0163	DIESEL COUPLER LIFT CYL (F & R KIT)
0164	DIESEL 'FIRECRACKER' ANTENNA (2)
0165	FIRE EXTINGUISHER (2)
0166	DIESEL HORNS (3)
0167	LOCO STACK (hollow) (1)
0168	BALDWIN', DOUBLE TAPER , HOLLOW, FLANGED SMOKE STACK (1)
0169	RERAIL (1)
0170	POP' BOILER SAFETY VALVE (2)
0171	LARGE 'POP' SAFETY VALVE (2)
0172	DOMED STEAM WHISTLE (1)
0173	FLAT TOP STEAM WHISTLE (1)
0174	LOCO (porter) LINK/PIN 2 POCKET COUPLER W/PINS & LINKS (2)
0175	SMALL 2 POCKET LINK/PIN COUPLER W/MOUNTING BOLT (pins have chains) (2)
0176	EXTRA LINKS & PINS (2 ea)
0177	COUPLER PINS W/CHAINS (4)
0178	LOCO LINK/PIN COUPLER W/PINS (4 pocket) (2)
0179	LOCO-TENDER POLE POCKET (4)
0180	LOCO PILOT STEP (single bar) (2)
0181	LOCO PILOT & TENDER STEPS (double bar) (2)
0182	JOHNSON BAR (1 kit)
0183	BACKHEAD THROTTLE (1)
0184	BOILER FIRE DOOR (1)
0185	STEAM GAUGE 6" dia (3)
0186	TRYCOCKS (3)
0187	Boiler water glass
0188	TRYCOCKS (3), DRIP TRAY & WATER GLASS
0189	CYLINDER DRIFTING VALVES (snifter) (2)
0190	LOCO BRAKES W/PIVOT PLATES, SHOES & HANGERS (4)
0191	LOCO BRAKES W/PIVOT PLATES, SHOES & HANGERS (6)
0192	BACKHEAD TOOL TRAY, OIL CAN & CUP (SET)
0193	CANVAS WATER BAG (2)
0194	ROOF HATCH (1 kit)
0195	OIL HEADLIGHT (1)
0196	BARREL TYPE HEADLIGHT (1)
0197	BARREL TYPE HEADLIGHT W/WISOR (1)



G Scale




www.ozarkminiatures.com

0198	NUMBER PLATE 16" (round) (1)
0199	Loco number plates 1-2-3 (1ea)
0200	Loco number plates 4-5-6 (1ea)
0201	Loco number plates 7-8-9 (1ea)
0202	Loco number plates 10-11-12 (1ea)
0203	NUMBER PLATE (rectangular) (1)
0204	SMOKE BOX ASH CLEANOUT (2)
0205	SMOKE BOX DECK FLANGES (2 rivited/2 bolted)
0206	SMOKE BOX FRONT DOGS (10)
0207	SNOW PLOW BRACKETS (8)
0208	BOILER CHECK & STOP VALVE (2)
0209	VALVE W/ HANDLE
0210	BOILER WASH OUT PLUG (4)
0211	HAND RAIL SUPPORTS (turned) (8)
0212	HAND RAIL SUPPORTS (cast) (8)
0213	DOUBLE HAND RAIL POSTS (turned) (10)
0214	BOILER STEP (4)
0215	8' AIR BRAKE PUMP (1 kit)
0216	STEAM PRESSURE REGULATOR (3)
0217	CONDENSATION DRAIN COCK (6)
0218	AIR TANK 3' (kit)
0219	AIR TANK 4' (kit)
0220	AIR TANK 5' (kit)
0221	STEAM GENERATOR (KIT) (1)
0222	STEAM GENERATOR W/ MUFFLER (1) (KIT)
0223	TURBINE MUFFLER (2)
0224	LOCO BELL, ROPE PULL. (kit)
0225	LOCO BELL W/AUTOMATIC RINGER (kit)
0226	LEAF SPRINGS FOR TENDER TRUCKS (4)
0227	TENDER WATER HATCH (oval) (kit)
0228	WATER-OIL HATCH (round) (kit)
0230	TENDER WATER VALVE (2)
0231	C&S TENDER WATER VALVE (2)
0232	TENDER STEP, BEAM MOUNTED (2)
0233	RIVETED PATCHES FOR RUST HOLES (6 mixed)
0234	CANNON 12 pounder (1)
0235	CANNON WHEELS (2)
0236	CURLY SPOKE WHEEL 1.060" d (4)
0237	CURLY SPOKE WHEEL .805"d (4)



0198

0203



0206

0204

0205

0210

0214

0208

0207

New Products Released Monthly
www.ozarkminiatures.com




0218 thru 0220

0211 0212 0213

0230

0231

0227



0224 & 0225


0215

0228

0232

0233

0236 & 0237



0226

0234 & 0235

0221

0222


0223

G
Scale

0282 23 piece tool set pictured



0283 Creeper pictured far right



0238 thru 0240

0243

0244

0241 0242

0283

0284 is ball hammer rasp, file & 3 screw drivers

Automotive is in 1/24th scale

0249 is the 0247 and 0248 kit combine



0245



0252 thru 0256

0257 thru 0263



0272




0273



0276



0268-0271 Ice Blocks



0264

0265

0266

Lights come with bulbs

We appreciate your business!

0281 Ice Hatch


0238	Socket set
0239	Tire tools
0240	Wrench set
0241	Floor Jack
0242	Jack Stands (2)
0243	Air compressor kit
0244	Spray Gun kit
0245	Bench grinder kit
0246	5 gal gas can
0247	gas welding set kit
0248	Welding cart kit
0249	Gas welding rig with cart kit
0250	Oxygen tanks (3) kit
0251	Acetylene tanks (3) kit
0252	Fry gas pump-Sinclair & Redhat kit
0253	Fry gas pump-Philips 66 & Shell kit
0254	Fry gas pump-Dixie & Shamrock kit
0255	Fry gas pump-Derby & Conoco kit
0256	Fry gas pump-Texaco & Cities Ser
0257	TOKHEIM Cut 850 Philips 66 kit
0258	TOKHEIM Cut 850 Gilmore kit
0259	TOKHEIM Cut 850 Signal kit
0260	TOKHEIM Cut 850 FlyingA kit
0261	TOKHEIM Cut 850 Mobil Gas kit
0262	TOKHEIM Cut 850 Conoco kit
0263	TOKHEIM Cut 850 Texaco kit
0264	Straight drop lamp fixture (2)
0265	90 Degree Lamp fixture (2)
0266	170 Degree Lamp Fixture
0267	2 1/4 8 ohm speaker
0268	Ice block clear (4) 1/2 x 3/4 x 1.5
0269	Ice block clear (12)
0270	Ice Block frosted (4)
0271	Ice Block frosted (12)
0272	Oil barrels (8) 1.5 x 1
0273	Pickle barrels (8) Large 1.5 x 1
0274	Pickle barrels (12) Small 3/4 x 3/8
0275	Milk cans (4) 1 x 3/8
0276	Milk Cans (4) 7/8 x 1 3/4
0281	Refer Ice Hatch kit (4 hatches)

Die Artikel Nr. 0238 bis 0263 sind leider nicht mehr lieferbar!

Clear Creek Kits

1:20.3 10 Ft Cars

Kits include laser cut wood and all the nifty detail parts seen in the pictures. Easy instructions, sprung journals, and metal wheel sets.



Flat Car #7512



Oil & Lube Car #7515



Tool Car #7516



Water Car #7517



Sand & Gravel Car #7513



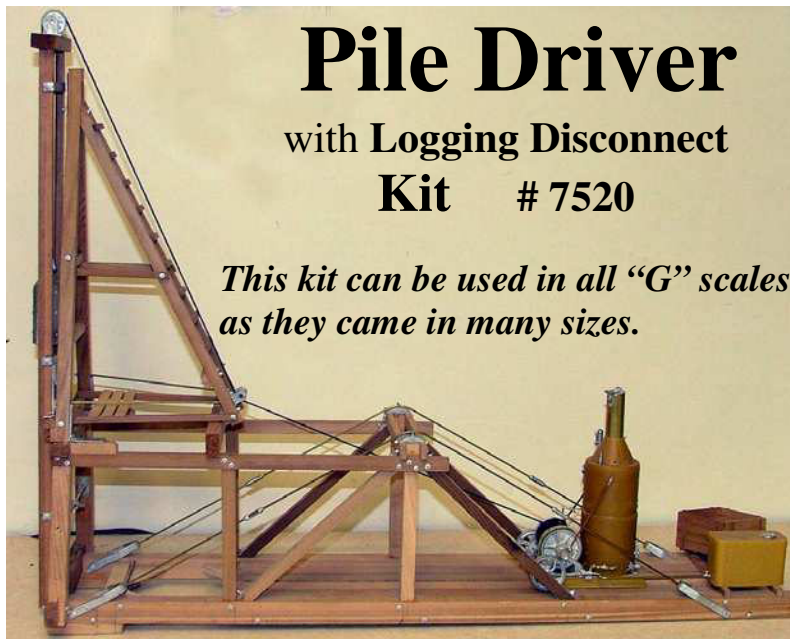
Crane Car #7514



High Sided Car #7518



Wheel Car #7519



Pile Driver

with Logging Disconnect Kit #7520

This kit can be used in all "G" scales as they came in many sizes.



This is a fantastic kit. This complete pile driver kit includes steam engine, disconnects, rooster pole, instructions are divided into easy to follow sub-assemblies. Includes lots of color pictures. This is a fantastic kit. This complete pile driver kit includes steam engine, disconnects, rooster pole, instructions are divided into easy to follow sub-assemblies. Includes lots of color pictures.

1:20.3 Easy to assemble kits.

Kits are made with tabbed construction laser cut material., trim is already cut, Holes are laser drilled. All white metal detail parts, Metal truck sets, Couplers, Sierra Valley wheel sets, even the glue to put them together. A beginner can assemble one in a weekend. You must supply the paint. Easy to follow instructions



#7521 pictured cab



1:20.3

Logging Disconnect Kit

(makes 2 complete cars as shown)
7508



Flat Car kit #7509
Low Side Gondola #7510
High Side Gondola #7511

↑ Low sided gondola pictured above. High sided has two more rails. Both have nbw detail for uprights that are not shown in photo. Flat car is just the base.



Box Car

#7500 w/ link & pin couplers
#7501 Same as #7500 but with Kadee couplers



← 8 window coach
#7523




← Short Combine
#7524



→ Short Box Car
#7522

Bobber Caboose
#7526





Speeder tool shed taken from actual accounts of railroad men. Made for easy construction, kit is laser cut and drilled all trim included plus we add tools and scrap, railroad tie cutoffs for that extra detail + light works. We even include the glue. Can be assembled in 1 weekend
 Stock # 7503 Base Approx 9.5" x 6" 1:20.3



Mine Office Precut wood and trim, metal detail parts, Cedar Windows and Door, corrugated roofing, glue. #7506
 Base Approx 9" x 5" plus porches 1:20.3



This Rural Station Comes complete with precut wood, trim, hardware, roofing, glue, light kit, & park bench kits
 #7505 1:20.3



Bunk House Pre-cut wood trim, metal detail parts, cedar door and window kits roofing (corrugated not shown but comes with kit) Glue #7507 1:20.3
 Approx 9" x 5" plus porch



Tool Shed Fun little kit, easy with all the parts needed to complete. You add the paint. #7504 Base is Approx 5" x 6" 1:20.3



Store a must for your growing town. Includes cut lumber, lap siding, trim, hardware, roofing, door, and windows. (there is a window on the side towards the front.) What will you put in the display window?
 Base is approx 12" x 6"
 # 7529



Out house kit. Precut wood, hardware and prints for interior.
 #7527 for 1:20.3
 #7528 for "G"

Skid Row →
 Logging camp cars on skids
 1:20.3



Camp Bunk House #7540



Kitchen # 7536



Dining #7537



Tool #7538




Storage # 7539

1001	STAKE POCKET 1 U BOLT CENTER. FOR 3.5' STAKES (10)
1002	D&RGW stake pocket for box/cattle cars. 2 U-bolts (10)
1003	D&RGW stake pocket for flat cars 1 U bolt (10)
1004	STRAP STEP, 12". SIDE SILL MOUNT (4)
1005	TURNBUCKLE 11" W/THREADS SHOWING (5)
1006	QUEENPOST 5"(8)
1007	QUEENPOST 12"(8)
1008	TRUSS ROD PADS (10)
1009	FULLY SPRUNG PEDESTAL JOURNAL W/SLIDE LID (4)
1010	FULLY SPRUNG PEDESTAL JOURNAL W/FLAP LID (4)
1011	Coil spring braced journal (set of 4)
1012	1 1/4" bolt, 2" nut on a 4" X 6" pad (30)
1013	1 1/4" bolt, 2" nut on 5" X 7" pad (30)
1014	D&RG TRUSS ROD N.B.W. 6" (16)
1015	DROP GRAB IRON 18' (10)
1016	Straight ladder grab iron (10)
1017	BRAKE LOCK PAWL (2)
1018	D&RGW brake wheels W/lock pawl (2ea)
1019	16" BRAKE WHEEL & LOCK PAWL (2 ea)
1020	brass chain (1 ft)
1021	Blackened brass chain (1 ft)
1022	brass chain (5 ft)
1023	Blackend brass chain (5 ft)
1024	4 brake beams 8 brake shoes
1025	Gondola upper & lower brake staff bearings (2 of each)
1026	Upper/lower brake Staff brackets for Box/Cattle cars (2ea.)
1027	Ratchet lever jack (4)
1028	Marker lamps W/jewels & brkt's (KIT for 2)
1029	Amber jewels for 1:20.3 lamps (4)
1030	Marker lamps W/jewels, 6 ears & brkts (pair)
1031	Switch lamp (KIT for 1)
1032	Weather vane (1 kit)
1033	Cross arm Insulator (12)
1034	FLAT TOP WHISTLE (1)
1035	Drop links w/pins and chain
1036	Butterfly fire door (1 kit)
1037	Headlamp horns (set of 2)
1038	Water/oil steam transfer pump (1 kit)



1:20.3 water spout is 13 ft 3 in long Great rivet detail Cast resin. Actual dimensions is 7 in long Stock # 1080



1:20.3



Water oil can #1085



Oil /gas #1086 Water bag #1083




Shay sand hopper qty 2 #1089

Coach / caboose steps Set of 4 #1090



Tool box #1084


1:20.3




























1039	Leaf springs (6)
1040	Anvil, hammer & tongs (1 ea)
1041	Forge tongs (3)
1042	Post vise (1 kit)
1043	Forge blower (1 kit)
1044	post drill (1 kit)
1046	Stake pocket and short stake (qty 4)
1047	Stake pocket and long stake (qty 4)
1048	1 piece brake cylinder and linkage for long caboose
1051	Large caboose window Qty 2
1052	Cupola side Window (qty 2)
1053	Small cupola window (qty 2)
1054	Clearstory windows for passenger cars (qty 4)
1055	Door and frame for caboose and passenger cars
1056	Caboose step long platform (qty 4)
1057	Caboose step short platform (qty 4)
1058	Roof walk end brackets (qty 2)
1061	Cupola Ladder (qty 2)
1059	2 piece brake cylinder kit for short caboose
1060	Brake retainer valve (qty 4)
1062	Brake hose assembly (qty 4) for 2 cars
1072	7 pc track tool set
1073	Park Bench kit metal sides wood slats
1081	Moose antlers 1 set
1083	Water Bag qty 1
1084	Tool Box qty 1
1085	Water/Oil can qty 1
1086	Oil/ Gas can qty 1
1089	Shay sand hopper qty 2
1090	Caboose & Coach steps qty 4

We Got JUNK

We have rejected items that are fantastic for all that clutter you need. It varies on the scale of items we pick, (in other words we don't sort it out) and it is a first come first serve basis. You will never find a better deal on loads for that gondola or flat car. Hey what about your round house or shop? Ever seen a clean one? If you did it was a sure sign of a sick mind. 1 Lb. of beautiful metal junk Stock #2909




1/29th scale detail diesel parts by John McGuyer

	6050	Two bulb vertical Mars light.	Two bulb vertical Mars light. This is the recessed version found on Santa Fe and other railroads. It requires cutting a notch in the nose and filling the seams.	
	6051	Santa Fe style plow.	Santa Fe style plow. Distinguished by the rapidly increasing radius at the top, these are a nice addition to most SD/GP style diesels.	
	6052	MU boxes	MU boxes that really look like MU boxes. Lid are open and there are plugs in the sockets. Comes as two boxes with a piece of wire to run between	
	6053	Wagon wheel antennas	Wagon wheel antennas were the way to go in the early days of radio communication. You will find them mounted on both locomotives and cabooses	
	6054	Sinclair antennas.	Sinclair antennas. (often called 'the skate'). These are found on both locomotives and cabooses, commonly mounted on shields such as these (though not always).	
	6055	air conditioner	Crews still getting too hot? Later refrigeration style air conditioner	
	6056	air conditioner	Crews getting too hot? Early evaporative style air conditioner found on diesels.	
	6057	ditch lights	SD/GP style ditch lights (two). Made as a two piece unit so wiring is hidden until it runs out the bottom. They are designed for 3mm super brite LED's or GOW bulbs.	
	6058	sun visors.	Sun also getting in their eyes? Try these sun visors. Tab on back makes them easy to install and gives them additional strength (two). #6058	
	6059	F style diesel with these headlight buckets.	Light up the front of your F style diesel with these headlight buckets. They come as two bulb upper and one and two bulb lower castings (total 3) so you can duplicate your favorite railroad's set-up. #6059	
	6060	Southern Pacific style Gyro light.	Southern Pacific style Gyro light. This flashing red light was very noticeable on SP locomotives. Designed for 5mm flashing red LED's.	
	6061	Two bulb vertical Mars light	Two bulb vertical Mars light. This is the stand off version found on Southern Pacific and other railroads. It is easier to install than the recessed version as it only requires the two holes for the lights. #6061	
	6062	Speedometer cables	Does your engineer want to know how fast he is going? Speedometer cables are found on most diesels. #6062	


1/29 Scale



FRED
Flashing rear
end devise
#6063



Diesel Air Horns top view of horn picture



NATHAN K5 #6070 NATHAN M5 #6068 NATHAN P5 #6066
NATHAN K3 #6069 NATHAN M3 #6067 NATHAN P3 #6065

1/32 Scale

All 1/32 Products on
this page are Resin
unless otherwise

Metal John Mcguyer coupler # 6084 Qty 2 w/o chain hook



#6085 Qty 2 With chain hook

Archbar truck narrow gauge
4"6" wheel centers (metal)#



1/32 Narrow
Gauge Tank Car
Dome for 1n3



Narrow Gauge Domes
Sand (small) #6007
Steam (lrg) #6008
1/32nd Scale for 1n3
For small tank en-



Narrow Gauge Steam Dome
For 1n3, 1/32 scale common
on most Baldwin Steam
Locomotives #6009



Narrow Gauge Sand Dome
For 1n3, 1/32 scale
common on most Baldwin
Steam Locomotives
#6010



1/32 scale standard gauge domes
Steam (lrg)#6011 Sand (sml) #6012

Freight car bolster
& coupler pocket frames



PS-1 original
version
#6017 qty 2

PS-1 Hydrocoil version
#6018 qty 2



6002



6003



6004

Bettendorf trucks (metal)
Standard Gauge
#6002 5' wheel centers
#6003 5'6" wheel centers
#6004 5' 8" wheel centers



Tank Car Dome Kit
1/32 Scale fits 3 1/4"
plastic(plastruct) tube
#6013



Tank End Caps
Fits 3 1/4"
plastic tube
(plastruct)
Qty 2
#6014



Gondola Dread-
nought
End Blank
1/32nd scale stan-
dard gauge.
#6015 qty 2



Corrugated Boxcar End
1/32 scale standard gauge
Common on PS-1 boxcars
#6016 qty 2



Low profile flat car
bolster #6019 qty 2



Generic wide swing
Bolster #6029 qty 2



Andrews Truck (metal) standard Gauge
5'6" wheel centers #6005

Wheels not included

White Metal Signs

unpainted

raised lettering

BLACKSMITH

1" x 3.25 # 7000
.5 x 1.7 #7001

HARDWARE

1" x 3.25 #7002
.5 x 1.7.5 #7003

ASSAY OFFICE

1" x 3.25 #7004
.5 x 1.7 #7005

TELEGRAPH

1" x 3.25 # 7006
.347 x 1.3 #7007

**ATTEND TO
DERAILING
SWITCH**

5 x .836 #7036

MERCANTILE

1" x 3.25 #7008
.5 x 1.7 # 7009

FEED & SEED

1" x 3.25 #7010
.5 x 1.7 #7011

FREIGHT

5 x 1.25 #7012

HOTEL

1.16 x 2.5 #7013

REDUCE SPEED TO
PASSENGER 30
FREIGHT 25
MILES PER HOUR

1.18 x 2.26 # 7030

STABLE

1 x 2 #7014

SHERIFF

1.5 x 3.387 #7016

BANK

1.7 x 3.6 #7018

TICKETS

1/2 x 1 1/4 #7026

RESUME SPEED

1.18 x 2.26 #7034

SALOON

1.5 x 3. #7020

**HOTEL
SALOON**

3.4 x 2.1 #7022
1.4 x 2.4 #7024

BANK

1.75 x 3.68 #7044

WESTERN UNION
TELEGRAPH
AND CABLE OFFICE

1 x 2 #7032

**CROSSING
RAIL ROAD**

#7035
1 SET OF CROSSBUCKS
EACH .4 X 2.4 IN

DOCTOR

.5 x 1 #7015

UNDERTAKER

1.7 x .5 #7017

LAND OFFICE

1" x 3.25 #7042
.5 x 1.7 #7043

TRADING POST

1.9 x .4 #7025

**IMPAIRED
CLEARANCE**

1 x 2.2 #7028
#7029

**FEED
SEED
FLOUR
DRY
GOODS**

1 x 2 #7040
5 x 1. #7041

**DOUBLE
TRACK**

1 X 1.6 #7037

**BATHS
CLEAN WATER 5c
SOAP 2c
SHAVE 5c**


1.1 x 1.5 #7038

GUN SMITH


1" x 3. #7039
.5 x 1.3 #7029

RAILROAD
R X R
CROSSING


1 X 1.2 # 7031



4001 4002 4003 4005 4006 4007 4008 4009 4010



4021 4022 4023 4024 4027 4028 4031



4041

4042

4043


4044



4011 & 4012 4013 & 4014 4015 4016



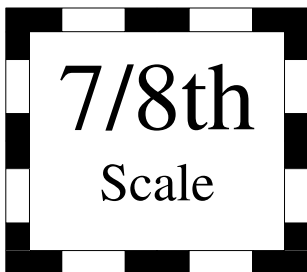
4017 4018 4019 4020



4032 4033 4034 4035



4036 4037 4038 4039 4040



4001	INDUSTRIAL 2 U-BOLT STAKE POCKET (10)
4002	INDUSTRIAL SINGLE U-BOLT at top STAKE POCKET (10)
4003	MAINE' Portland Stake Pocket W/2 mounting stubs (16)
4004	MAINE' pocket (16)
4005	MAINE STYLE PORTLAND STAKE POCKET (10)
4006	12" STRAP STEP (4)
4007	MAINE STYLE TURNBUCKLE (8)
4008	MAINE 5" round QUEENPOST (8)
4009	MAINE 2 1/2" round QUEENPOST (8)
4010	TRUSSROD PADS 3" SQUARE (10)
4011	Rigid industrial journal
4012	Rigid industrial journal w/oilite bronze bearing
4013	Slate wagon journal (kit of 4)
4014	Slate wagon journal (bronze bush) (Kit of 4)
4015	Coupler lift bar support (8)
4016	Industrial Link & Pin Coupler (tippers & gable bottom) (set of 2)
4017	Link & pin coupler set, has sprung draft gear (pair)
4018	End beam mount link & pin coupler (2)
4019	British wagon coupler (2)
4020	Under sill link/pin coupler (set of 2)
4021	1 5/8" nut/ 1" bolt (20)
4022	4 1/2" TRUSSROD WASHER & NUT W/ EXTENSION CASTING (8)
4023	4 1/2" ROUND TRUSSROD WASHER W/NUT (16)
4024	4 1/2" SQ TRUSSROD PLATE W/NUT (16)
4025	Sterlingworth truck set with brakes, 'FLAP' journal lid (kit of 2)
4026	Sterlingworth, Slide journal lid with brakes (kit of 2)
4027	'FLAP' journal box lid (8)
4028	'SLIDE' journal box lid (8)
4029	Sterlingworth truck set (1 pair) no brakes, 'FLAP' journal lid (kit of 2)
4030	Sterlingworth, without brakes, Slid journal lid (kit of 2)
4031	Straight ladder grab iron (10)
4032	17 1/4" DROP GRABIRON (4)
4033	BRAKE LOCK PAWL (2)
4034	14" INDUSTRIAL HANDWHEEL & LOCK..(2 Ea)
4035	MAINE 16" BRAKE WHEEL & LOCK PAWL ..(2 Ea)
4036	Brake hose set (2 Cars)
4037	1/8 In Pipe clamping strap
4038	Brake shoe w/up strap (8)
4039	Brake shoes w/brake beams (8 shoes, 4 beams)
4040	Brake shoe for small dia. wheels (8)
4041	Frame corner brace (8)
4042	boxcar door hardware set (set for 1 car)
4043	Bolster truss plate (8)
4044	BRAKE STAFF LOWER BRACKET (4)

4045	Tank car vent (1)
4046	Click bottom oil can
4047	Pipe/adjustable wrenches (2ea)
4048	Fireman's oil can (1)
4049	Shovel (2)
4050	Bottle jacks (4)
4051	Spittoons (2)
4052	Conductors lamp (kit of 2)
4053	Workman's lamp (kit of 1)
4054	Conductors lamp (1 red, 1 green)
4055	MAINE' PASS. END RAILING (4)
4056	Marker lamps W/jewels & brkts (pair)
4057	Marker lamps W/jewels 6 ears & brkts (pair)
4058	Xtra Marker lamp body mounts (2)
4059	Switch lamp (KIT for 1)
4060	18" curly spoke wheel (undrilled) (4)
4061	16"X4 1/2" spoked wheel (4)
4062	14" Wheel set
4063	14" wheel set W/4 holes
4064	18" wheel set
4065	20" WHEEL SET (2)
4066	Hand winch 1 to 5 gearing (1 kit)
4067	Hook w/shackle (2)
4068	6 1/4" block
4069	8 1/2" block
4070	14 3/8" block
4071	Door pull handle (10)
4072	Hasp W/lock (4ea)
4073	Operating hinge (kit of 12 halves)
4074	Horn set 1 lg 1 sm
4075	2 pocket link & pin coupler (2)
4076	2 links 2 pins
4077	Loco/caboose water bag (2)
4078	Smoke box dog (12)
4079	Double bit ax

**7/8th
scale**



4045 4046 4047 4048 4050 4051



4060 4061



4049 4056 4057 4059 4055
4052



4066



4067 4068 4069 4070 4071 4072



Logging car built by
Richard Schmidt



4073 4074 4075 4076




4077 4078 4079

Send us your Photos
we love to see em.



4
0
2
5
&
4
0
2
6





4
0
2
9
&
4
0
3
0


Wheels included

For 7/8ths wheels
see our wheel page

Logging



5064



5065

Portable Steam Power Plant Model

Portable steam power plant were used from 1850 to as late as 1930s Some were factory built new but many were "BASHED" out of some no longer used piece of worn out machinery They were used to run sawmills, saws, conveyors and line shafts for shops for all the belt driven machinery. They were used anywhere that a company wanted to set up shop before rural electrification


Power transmission was usually via a 6 in flat belt, and engine RPM was around 250 rpms. The power output usually remained constant because the engine used external pressure (the boiler) to be driven by. Stock # 5065

Dimensions are 6 & 1/4 high 4 3/4 long 2 1/2 wide

For more logging info contact
Timber Times, Inc P.O. Box 219 Hillsboro, OR 97123

TIP To make a truly impressive engine order the 5065 straight stack kit. These now are provided with a semi hollow boiler so that a smoke unit can be placed under the display. And for the truly adventurous drill the smoke box area out and add flicker lights. The boiler is made from resin so just about any way to remove plastic will work.

Diamond stack
Model part number 5064



Boiler only kit #5066

“G”

5008	BOILER FIRE DOOR (1)
5009	BOILER SUPPORT LEGS (4)
5010	STEEL TANK FILL HATCH (1)
5011	STEEL WATER TANK (plastic) (1) As shown on donkeys
5012	WATER TANK, WOODEN CASK (plastic) (1) As shown on donkeys
5013	Horizontal drum winch engine (KIT)
5014	Curly spoke flywheel (1)
5015	Small elbow (4)
5016	Large elbow (4)
5017	Boiler door (1)
5018	fly wheel
5021	MAIN STEAM VALVE (2)
5022	MAIN STEAM 'TEE' (4)
5023	MAIN STEAM 'ELBOW' (4)
5024	SINGLE MAIN BEARING (2)
5025	DOUBLE MAIN BEARING (2)
5026	FLYWHEEL W/BRAKE ASSEMBLY (1)
5027	33" CURLY SPOKED FLAT BELT SHEAVE (1/8" SHAFT HOLE
5032	WING BEARING (2)
5034	BRAKE SHAFT BEARING (2)
5036	FAIRLEAD (1)
5037	VERTICAL CAPSTAN (1)
5038	Horizontal fairlead
5039	LOGGING BLOCK 12" (2)
5040	LOGGING BLOCK 16"(2)
5041	TREE SHOE (1)
5042	LARGE SHACKLES W/PINS (4)
5043	FALL BLOCK (1)
5044	LOGGING BLOCK 24" (1)
5045	SLACKLINE CARRIAGE (kit)
5046	17" V-BELT PULLEY. 1/8" HOLE
5047	MEDIUM SHACKLES W/PINS (8)
5048	SHACKLES & PINS (10)
5049	CHOKERS & HOOKS (2 hooks/6 chokers)
5050	LOGGING TONGS (2 pair)
5051	24" SHEAVE W/MAIN BRGS & SHAFT (kit)
5052	24" V-BELT PULLEY. 1/8" HOLE
5053	36" SHEAVE W/MAIN BRGS & SHAFT (kit)
5054	36" V-BELT PULLEY. 1/8" HOLE
5055	RIGGERS BLOCKS (3)
5056	LOADING JACK (1)
5057	CHAIN HOOK (8)
5058	CHAIN BINDER (2)




5059	HERCULES' LOG BUNKS (1 pair)
5060	ROOSTER' POCKET (4)
5061	ROOSTER' POLE HEADS (4)
5062	ROOSTER' POLES (2 KITS)
5063	6" FLAT BELT PULLEY (1)
5064	PORTABLE STEAM POWER PLANT (diamond stack) (kit)
5065	PORTABLE STEAM POWER PLANT (straight stack) (kit)
5066	Boiler kit (1)
5067	FELLING AXE (2)
5068	SNIPING AXE (2)
5069	SINGLE BIT AXE (2)
5070	FOOT AXE (2)
5071	SPLITTING MAUL (2)
5072	SPLITTING WEDGES (8)
5073	PICK (2)
5074	STEEL SLEDGE 24 lb (2)
5075	MAUL 'WOOD' (2)
5076	HAMMER 4 lb (2)
5077	CANT HOOK (1)
5078	LARGE PEAVEY (1)
5079	BARK SKINNER (2)
5080	LOG PIKE (2)
5081	LARGE CROSSCUT SAW (1)
5082	SMALL CROSSCUT SAW (1)
5083	LIMBING SAW (1)
5084	BOW SAW (1)
5085	LONG HANDLE SHOVEL (2)
5086	SHORT SPADE (2)

Saw blade measures 5 ft 9 in in Actual size is 3.5 in 1:20.3 Stock # 5087

Junk saw blades for that scrap area. Our miscast blades have holes, missing teeth etc. Stock # 5088

5089 2" saw blade

5090 1.5" saw blade



Logger Terms By Walt Hayward

Barber-chair. A tree split up the trunk in falling, leaving a split portion on the stump.

Bell. The sliding, bell-shaped socket which hangs on a choker cable. The end of the cable is fastened into it, as the cable encircles a log.

Blue-butt. A large, heavy, resinous butt-end of a log.

Bonus-wrap. Yarding more than one log with a choker.

Bridle. To attach the tail end of line to a stump.

Bucking. Sawing fallen trees into standard lengths.

Bullbuck. The boss of fallers and buckers.

Busheling. Working by piece-rate, rather than wages.

Butt. The end of a log nearest the stump.

Candy-side. The operating unit which has the best or most easily available timber.

Cat. A bulldozer, when used for skidding logs. Its operator is a “cat-skinner.”

Caulks (always pronounced “corks”). The spiked shoes (old-timers never called them “boots”), that loggers wear in the woods. The spikes keep the logger from slipping off wet logs or ground. The term also refers to the spikes themselves.

Choke. To attach a cable (a choker) to a log.

Choker. A steel cable for yarding logs.

Choker dog. A large steel spike that holds a cable in place.

Crummy. A crew bus carrying loggers to and from work.

Donkey. A stationary engine used for yarding logs.

Donkey-puncher (or yarder-engineer). The operator of a donkey.

Dump. A place where logs are unloaded.

Falling (never “felling”). Cutting down a standing tree. The man with this responsibility is called the “faller”.

Ground-lead. Yarding (hauling) logs on the surface of the ground.

Gunning. Sighting direction of fall, when falling a large tree.

Haulback. The line which pulls rigging back into the woods.

Haywire. A straw cable used for moving the working chokers around, or something weak or inferior.

High lead. A system of yarding (hauling) logs using a spar tree which carries the main line and haulback cables through block high above the ground.

Hooker (or hooktender). Foreman of a yarding crew.

Jerk the wire. To signal the donkey puncher by means of a whistle acti-

Jerk the wire. To signal the donkey puncher by means of a whistle activated by pulling a wire.

Killing-snake. A choker which has suddenly broken under tension. It is a deadly menace in the woods.

Long butt. A cull chunk cut off the bottom log of a tree because of rot or other defect.

Punk (or whistle punk). The man with the rigging crew who signals the donkey-puncher when to start and stop the engine.

Raft. To transport logs by water, by making them into a raft.

Rigger. The boss of the crew of a skidder operation.

Rigging. All of the equipment, lines, blocks, hooks, chokers, etc., used for yarding logs.

Rigging-slinger. Foreman of that part of the yarding crew actually attaching the chokers to the logs.

Rod. A foreman.

Show. A logging operation, company, or crew.

Side. An unit of trees and logs in which one crew of men are at work at any given time.

Siwash. A line not running around a block, generally around a stump.

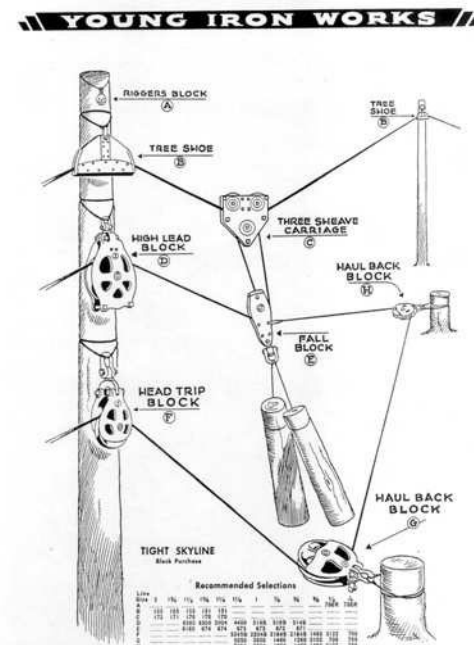
Skid. To haul logs around.

Skidder. A system of yarding in rough country based on chokers attached to donkey engine.

Spar tree. The tree in which rigging is hung in cable-hauling systems.

Squa’ hump. A system of loosening a heavy log stuck on the ground by choking it with a loose loop of choker cable from the back end, toward the landing, so that when power is applied, the choker tightens, frees the log, and turns it around.

Swede (or persuader). An extension handle on any tool.




A	5055	E	5043
B	5041	F	5040
C	5045	G	5040
D	5044	H	5044

Over a hundred years ago, fixed "steam donkeys," or large steam-powered winches similar to locomotives without wheels, brought felled trees to staging areas where they could be loaded onto a timber train.

When railroads were used to transport logs from these mountain areas, steam donkeys also winched the trains up "incline railroads"-sections of impossibly steep grades-some of 30 or more degrees.

The steam donkeys replaced the mule trains that hauled the huge logs out of the woods. Being easier and far faster than mule trains they were operated by a donkey puncher. The puncher new the donkey like the back of his hand and his only job was that of running the donkey. NO one else was allowed to take care of his baby. He almost always had the help of a fireman.

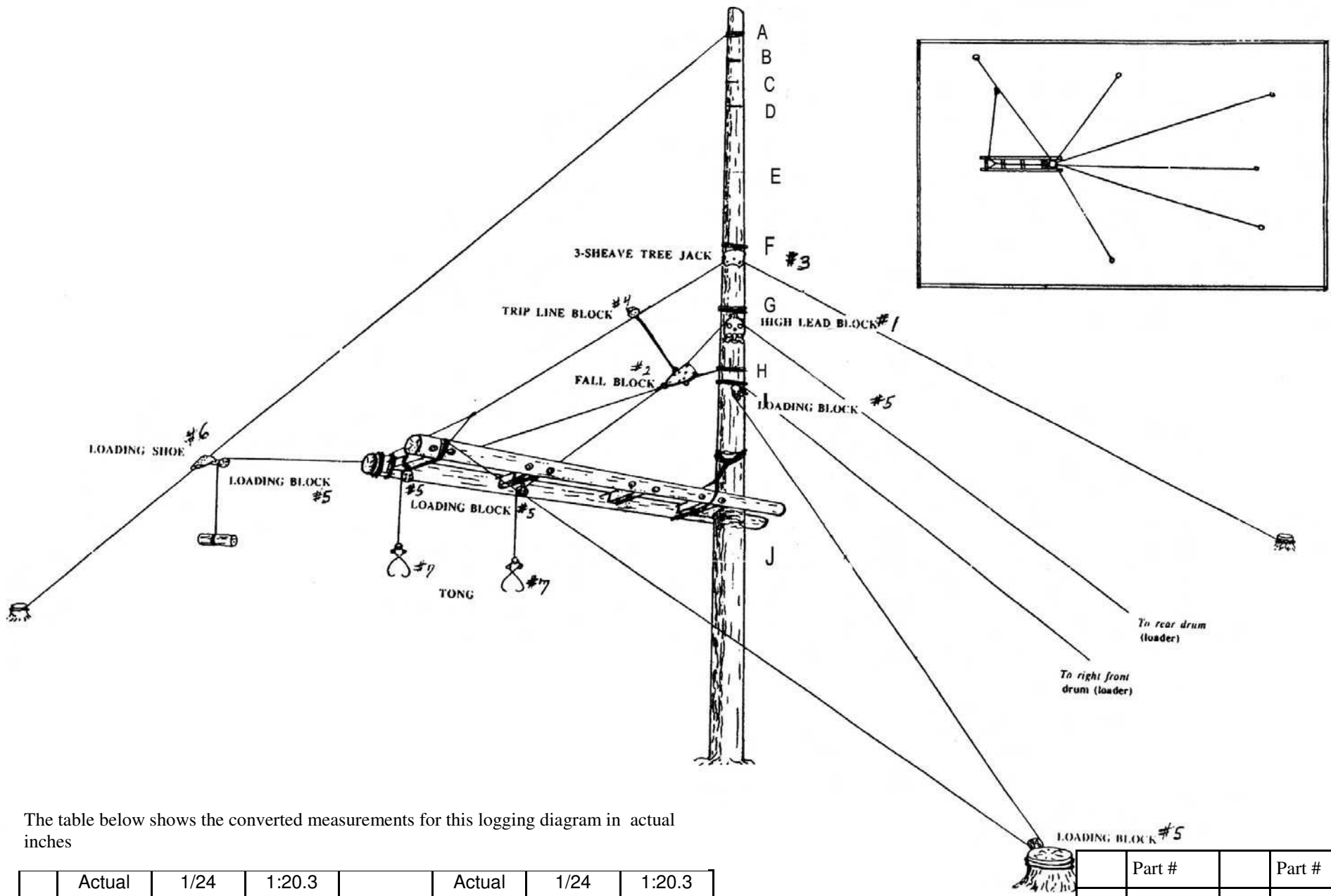
As you can see by the first page in the logging section donkey came in a huge variety of sizes. From small to the extremely huge



These are a craftsman quality kit. Any parts that might get ruined can be ordered directly from Ozark Miniatures. Many people ask what scale are they? We included several photos of winch engines on the beginning page to illustrate the differences in sizes. These were originally designed with 1/2 to 1:20.3 in mind but could actually be used as small as O scale.

These photos show the different configurations available and are self explanatory. The engine above is without haulback and the engine to the side is with haulback

5000	WINCH ENGINE/NO HAULBACK (diamond stack-steel water tank) (kit)
5001	WINCH ENGINE/NO HAULBACK (diamond stack-wood water tank) (kit)
5002	WINCH ENGINE W/HAULBACK (diamond stack-steel water tank) (kit)
5003	WINCH ENGINE W/HAULBACK (diamond stack-wood water tank) (kit)
5004	WINCH ENGINE W/HAULBACK (straight stack-steel water tank) (kit)
5005	WINCH ENGINE W/HAULBACK (straight stack-wood water tank) (kit)
5006	WINCH ENGINE/NO HAULBACK (straight stack-steel water tank) (kit)
5007	WINCH ENGINE/NO HAULBACK (straight stack-wood water tank) (kit)



The table below shows the converted measurements for this logging diagram in actual inches

	Actual	1/24	1:20.3		Actual	1/24	1:20.3
A	114	57.00	67.37	F	63	31.50	37.23
B	90	45.00	53.19	G	55	27.50	32.51
C	86	43.00	50.83	H	47	23.50	27.78
D	80	40.00	47.28	I	40	20.00	23.64
E	71	35.50	41.96	J	25	12.50	14.78

	Part #		Part #
1	5041	5	5039
2	5043	6	5041
3	5056	7	5050
4	5044		

Mining Equipment



Portable Hoist Engine

This was the heart of most mining and construction companies. The simple hoist engine. These were used at the mine heads to lift ore skips, equipment and any thing else you can think of. When mines were abandoned and the companies moved on this was the one piece that was very seldom left behind. That is why they are so scarce to find today.

They were built by a vast array of companies and also home built. They were run until there was no life left in them and used some more.

This kit can be made operational if desired and also made to smoke with our new hollow boiler.*

Kit 5013

Price




Spencer Eachus Crane Using above engine for loader

10 Stamp, Stamp mill kit

Brass, White metal and #1 Red Canadian Cedar

This was the heart of almost all mills. Many were built up kits where just the basics were purchased such as Cams, Flywheels and mortar. Others were factory built. This kit has been kept very simple so that the beginner to advanced builder can have an enjoyable experience. Features such as enclosed pedestals were not used so that the unit can be assembled to run with care and the moving parts observed.(It makes neat sounds as the mortar clack along.)

Kit 3000



7/8ths wheel sets

These wheel sets were specifically designed for 1:13.7 scale rolling stock. They have a scale tire width of 4 1/2" (.330"), and twice the mass of regular G scale metal wheel sets. We are the only manufacturer with a complete line of accurate metal wheel sets for this scale. We offer all styles of these wheels in 7/8n2 (45 mm, for Gauge #1).

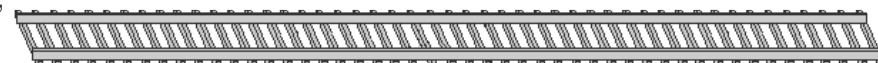
Prototype Tire Size in inches	Actual Tire Size	Part Number Unplated solid	Part Number Unplated spoked	Part Number Unplated holed
12	.875	4080	4086	4091
14	1.021	4081	4087	4092
16	1.167	4082	4088	4093
18	1.313	4083	4089	4094
20	1.459	4084	4090	4095
24	1.750	4085		4096



“G”
Wheel
Sets

Actual tire size	Scale size in 1:24	Scale size in 1:22.5	Scale size in 1:20.3	Part Number	Price per axle
.837	21	19	17	1067	\$4.25
.984	24	22	20	1068	\$4.25
1.083	26	24	22	1069	\$4.25
1.181*	28	26	24	1070	\$4.25
1.280	30	28	26	1071	\$4.25

*Replacement for LGB, USA Trains, Bachmann, and most G scale trains



Features of all wheel sets

1. The scale flanges improve appearance without sacrificing performance.
2. Design of the wheel face is based on narrow gauge prototypes.
3. The wheel tread and flange are tapered, and have a fillet between them, as on the prototype.
4. Heavier metal wheels improve performance, and lower the center of gravity of your cars.
5. All wheel sets are double insulated with Delrin™ bushings.
6. These wheel sets are compatible with all commercially available track and trucks, and have been tested on Code 172 rail through Code 332 rail extensively.
7. Each wheel set is individually inspected and tested for gauge, and alignment.
8. This product is 100% designed and manufactured in the U.S.A.

Gn15

What is Gn15: IT IS THE UNIQUE CONCEPT OF MODELING IN G SCALE, REPLICATING 15 INCH GAUGE LOCOS AND WAGONS, THE SMALLEST OF THE COMMERCIAL PROTOTYPES. Gn15 MODELING DOES NOT REPLICATE "MINIATURE RAILROADS" SUCH AS THOSE FOUND AT AMUSEMENT PARKS. THESE ARE REAL TRAINS THAT DO REAL WORK IN MINES, QUARRIES, AND LARGE FARMS AND PLANTATIONS KNOWN AS ESTATE RAILWAYS. They were and are used in tile and brick factories, road construction, trench railways in war zones, foundries and power plants. Anywhere where products had to be moved from place to place on a regular basis and high volumes. Many systems were automated having a single operator controlling multiple cars with their own motors.


How much room? Layouts as small as 1 foot square have been designed and do run. You can use a 6in radius on the smaller locos

What about track? We use On30 track by peco. This track has larger ties and looks more prototypical. You can use HO track also by removing every other tie to give better appearance.

What about grades? Typical loco could navigate 8% grades out of quarries and mines. So providing a lot of running track in a small space is very easy.



Battery Electric Locomotive
Operates on On30 track
Cast Metal Details
Easy kit to assemble
Link and Pin Couplers
Complete kit with Bachman motor drive
3200
#3201 (no power block)



Gas Mechanical Locomotive
Operates on On30 track
Head Light works
Cast Metal Details
Easy kit to assemble
Link and Pin Couplers
Complete kit with Bachman motor drive
3220
#3220 (no power block)



Keep those rock drills cool with your water tank car. Unassembled and unpainted. Takes about 1 hour to assemble and paint. Great for all skill levels

#3110

Or use for air car



When ya gotta go ya gotta go. This portable sanitary car modeled from the real thing. This two seater provides ample space for companionship for your miners. Easy to assemble, unpainted

#3120



Empty ore car assembly required, unpainted

#3130



Same as ore car 3130 but also comes with a fake load on top.


#3135



Explosives car

Description: Heavy duty flat car and explosives magazine. Unpainted explosives magazine comes off

#3125



Mine entrance adit

Description: Give your mine security with this mine entrance or adit with steel doors. Easy to assemble and paint made from machinable resin

#3300



Powder magazine

Description: NO Not a monthly publication about dynamite but a place to store that nasty explosive stuff. Modeled after the real thing. Usually set into the side of a mountain

#3302



Right Hand Turn Out


Description: On30 code 100 turn out. Looks great

Price: \$23.99

#3267

Left hand switch

#3268



G15 Flex Track

Description: This is code 100 On30 track. The extra wide spacing and BIG ties look fantastic on your layout can be bent to a 12 in radius.

#3266

Scale Lumber

The earliest residents of the Pacific Northwest called it the "Tree of Life". And for all the centuries since, Western Red Cedar has been a vital part of our outdoor lifestyle.

Cedar is a living legend for its "grown-in-the-wood" resistance to moisture, decay and insect damage. Cedar also has exceptional dimensional stability. It lays flat, stays straight, retains fasteners and provides a firm base for many types of stains and paints. Properly finished and installed, it could be the last material used on your layout.

Dutiful, yes. But beautiful, too. With its richness of grain, texture and color, Cedar offers a timeless complement to any architectural style, from traditional to contemporary

Western red cedar can be a very useful wood for the model maker. We have overcome traditional difficulties by carefully selecting for grain and color.

Most strips are cut from fine, edge grain wood with growth lines 20 to 40 per inch. Larger sizes are made from light wider grain wood. Dimensions are typically within .005" with little or no sanding required.

We have torture tested this against redwood and other woods in snow and extreme heat. It stays beautiful (actual gets better with age) doesn't dry out like redwood and stays together far longer than any other material outdoors.

F Scale (1:20.3)				l Piece	l Piece	25 pcs	25 pcs	50 pcs	50 pcs
1x6	0.049	x	0.296	2000	\$0.33	2001	\$8.18	2002	\$16.00
2 x 4	0.099	x	0.197	2055	\$0.31	2056	\$7.45	2057	\$14.00
3x3	0.148	x	0.148	2005	\$0.31	2006	\$7.45	2007	\$14.00
2x6	0.099	x	0.296	2010	\$0.40	2011	\$9.50	2012	\$17.35
2 x 8	0.099	x	0.394	2060	\$0.46	2061	\$11.00	2062	\$20.16
4x4	0.197	x	0.197	2015	\$0.36	2016	\$8.75	2017	\$16.80
3x9	0.148	x	0.443	2020	\$0.47	2021	\$11.45	2022	\$21.90
4x8	0.197	x	0.394	2025	\$0.48	2026	\$11.40	2027	\$21.70
6x8	0.296	x	0.394	2030	\$0.57	2031	\$14.05	2032	\$27.00
8x8	0.394	x	0.394	2035	\$0.70	2036	\$17.00	2037	\$33.00
8x14	0.394	x	0.69	2040	\$0.77	2041	\$18.75	2042	\$36.17
12x12	0.591	x	0.591	2045	\$1.00	2046	\$23.75	2047	\$45.83
12x14	0.591	x	0.69	2050	\$1.04	2051	\$24.30	2052	\$46.51
G Scale (1/24)									
1x6	0.042	x	0.25	2100	\$0.32	2101	\$7.50	2102	\$14.25
2x4	0.083	x	0.167	2105	\$0.32	2106	\$7.50	2107	\$14.25
2x6	0.083	x	0.25	2110	\$0.33	2111	\$7.80	2112	\$14.77
2x8	0.083	x		2150	\$0.40	2151	\$9.75	2152	\$18.30
3x10	0.125	x	0.417	2115	\$0.46	2116	\$11.00	2117	\$20.16
4x4	0.167	x	0.167	2155	\$0.32	2156	\$7.50	2157	\$14.25
4x8	0.167	x	0.333	2120	\$0.46	2121	\$11.00	2122	\$20.16
6x6	0.25	x	0.25	2160	\$0.51	2161	\$12.00	2162	\$23.80
6x8	0.25	x	0.333	2125	\$0.55	2126	\$12.98	2127	\$24.60
8x8	0.333	x	0.333	2130	\$0.67	2131	\$15.99	2132	\$31.00
8x16	0.333	x	0.667	2135	\$0.77	2136	\$18.20	2137	\$35.20
12x12	0.5	x	0.5	2140	\$0.81	2141	\$19.50	2142	\$37.70
12x14	0.5	x	0.583	2145	\$0.87	2146	\$21.00	2147	\$39.20

Roofing					500 pcs		1000 pcs		5000 pcs
square	shakes			2501	\$7.50	2502	\$14.30	2503	\$68.36
octagon	shakes			2505	\$9.00	2506	\$16.75	2507	\$79.67
fishscale	shake			2510	\$9.00	2511	\$16.75	2512	\$79.67
diamond	shakes			2515	\$9.00	2516	\$16.75	2517	\$79.67
Recycled aluminum sheeting					20 pcs		40 pcs		50 pcs
Corrugated Metal roofing 2 in x 4in				2520	\$8.10	2521	\$15.56	2522	\$18.44
Corrugated Metal roofing 2 in x 6in				2525	\$11.58	2526	\$22.24	2527	\$26.36




Lots of possibilities




Laser cut car siding. Notice it's in the right direction. You can quickly and economically build rolling stock from scratch now

Basswood strips							
1/24 equivalent						Price	Stock #
1 1/2	x	3	1/16	x	1/8	\$ 0.31	2200
1 1/2	x	6	1/16	x	1/4	\$ 0.46	2201
1 1/2	x	8	1/16	x	3/8	\$ 0.61	2202
1 1/2	x	10	1/16	x	2/5	\$ 0.61	2203
1 1/2	x	12	1/16	x	1/2	\$ 0.70	2204
1 1/2	x	18	1/16	x	3/4	\$ 0.87	2205
2	x	4	5/64	x	5/32	\$ 0.357	2206
2	x	6	5/64	x	1/4	\$ 0.47	2207
2	x	8	5/64	x	3/8	\$ 0.64	2208
2	x	10	5/64	x	2/5	\$ 0.72	2209
2	x	12	5/64	x	1/2	\$ 0.672	2210
4	x	4	5/32	x	5/32	\$ 0.41	2211
4	x	6	5/32	x	1/4	\$ 0.52	2212
4	x	8	5/32	x	3/8	\$ 0.74	2213
4	x	10	5/32	x	2/5	\$ 0.74	2214
4	x	12	5/32	x	1/2	\$ 0.95	2215
6	x	6	1/4	x	1/4	\$ 0.73	2216
6	x	8	1/4	x	3/8	\$ 0.89	2217
6	x	10	1/4	x	2/5	\$ 0.89	2218
6	x	12	1/4	x	1/2	\$ 1.16	2219
12	x	12	1/2	x	1/2	\$ 1.63	2220



Basswood Sheets		
1/16 thick smooth 4in wide 24 long	2604	\$2.45
3/32 thick smooth 4in wide 24 long	2605	\$2.67
Basswood Scribed 3 1/2 wide by 24 long		
1/32 thick scribing at 3/32 running length way	2606	\$2.90
1/32 thick scribing at 3/16 running length way	2607	\$2.90
1/32 thick scribing at 1/4 running length way	2608	\$2.90
Ultra smooth Aircraft Hardwood plywood scribed crossways 1/8 thick scale 8ft tall		
1:20.3 scale scribed wood for cars (outside)	2613	\$12.95
7/8th scale scribed wood for cars (outside)	2614	\$16.95
1/29th scale scribed wood	2615	\$12.95
1/24 scale scribed siding for cars (outside)	2616	\$12.95
Ultra smooth aircraft plywood scribed crossways . Interior Beadboard .065 thick scale 8ft tall		
1:20.3 scale scribed wood for cars	2617	\$12.95
7/8th scale scribed wood for cars	2618	\$16.95
1/29th scale scribed wood	2619	\$12.95
1/24 scale scribed siding for cars	2620	\$12.95



1:20.3 Railroad ties

Description: Scaled 6"x 8" x 8ft. Made from the finest western red cedar. Used world wide for fence posts. According to industry experts 30 year life This was the correct size for all main line tracks laid before 1920. After 1920 the size changed to 7" x 9" x 8.5 ft.

Qty 50	Qty 100	Qty 500
2300 \$5.50	2301 \$10.67	2302 \$51.70

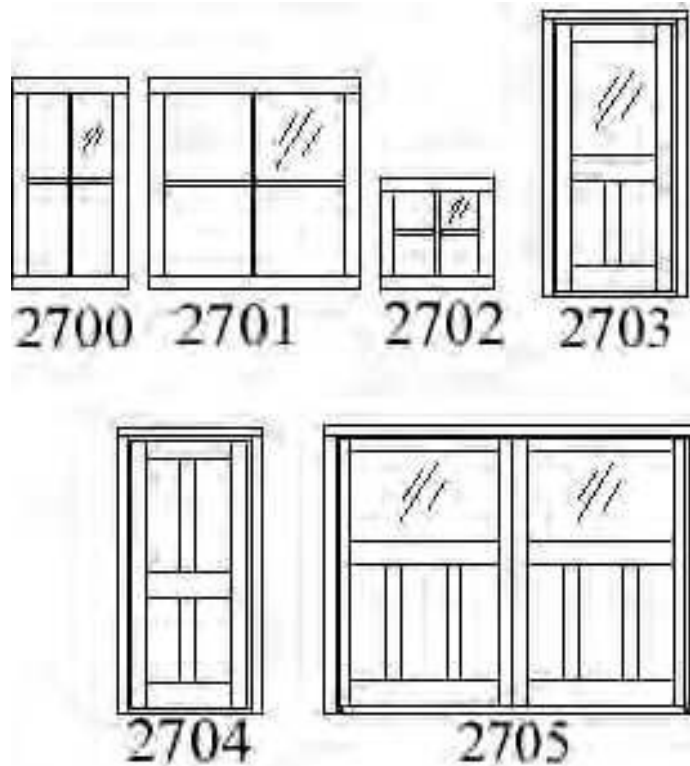
All New

Precision scale 1/29 red canadian cedar

	qty				retail
2400	1	2	X	4	\$0.27
2401	25	2	X	4	\$6.83
2402	50	2	X	4	\$13.65
2403	1	2	X	6	\$0.29
2404	25	2	X	6	\$7.35
2405	50	2	X	6	\$14.70
2406	1	2	X	8	\$0.32
2407	25	2	X	8	\$7.88
2408	50	2	X	8	\$15.75
2409	1	4	X	8	\$0.38
2410	25	4	X	8	\$9.45
2411	50	4	X	8	\$18.90
2412	1	4	X	4	\$0.29
2413	25	4	X	4	\$7.35
2414	50	4	X	4	\$14.70
2415	1	8	X	8	\$0.48
2416	25	8	X	8	\$12.08
2417	50	8	X	8	\$24.15
2418	1	8	X	16	\$0.69
2419	25	8	X	16	\$17.33
2420	50	8	X	16	\$34.65
2421	1	12	X	12	\$0.67
2422	25	12	X	12	\$16.80
2423	50	12	X	12	\$33.60

We have had our superior Red Canadian Cedar Made for 1/29th . This is heartwood milled to within .005 +/- . This lumber also works great for 1/32 modelers

Now fine scale mainline modelers have wood that is the most precise in the business. Don't settle for almost right standard dimensional wood, use the best.



Red Canadian Cedar Doors and Windows					
				Part #	Price
Window Kit (4)	1.25	x	2.5	2700	\$4.99
Window Kit (2)	2.5	x	2.5	2701	\$3.50
Window Kit (4)	1.25	x	1.25	2702	\$3.99
Door with window (1)	3.45	x	2.6	2703	\$4.49
4 Panel Door (1)	3.45	x	2.6	2704	\$4.49
Garage door kit (1)	4.728	x	3.74	2705	\$6.99
Stair case kit (1)	1.5 wide	x	4.25 tall	2706	\$5.95

Red Canadian Cedar Micro Molding		Part #	Price ea.
		2707	\$1.20
		2708	\$1.20
Comes in 23" long strips		2709	\$1.20
		2710	\$1.40
		2711	\$0.70
		2712	\$0.90
		2713	\$0.90
		2714	\$1.00
		2715	\$3.00

Brass Supplies 1 ft length	Qty 1		Qty 10	
Round brass rod 1/32	\$0.15	2900	\$1.43	2911
Round brass rod 3/64	\$0.20	2901	\$1.90	2912
Round brass rod 1/16	\$0.30	2902	\$2.85	2913
Round brass rod 3/32	\$0.45	2903	\$4.28	2914
Round brass rod 1/8	\$0.65	2904	\$6.18	2915
Round brass rod 1/4	\$0.75	2905		
Round brass tube 3/32	\$0.55	2906		
Round brass tube 9/16	\$1.90	2907		
Round brass tube 5/8	\$2.20	2908		
Supplies				
Alumi Black	\$9.99	2950		
Pewter Black	\$9.99	2951		
Brass black	\$9.99	2952		
Pewter Solder alp21	\$6.95	2955		
Brass Solder sp7	\$6.95	2956		
Plastic Weld white	\$7.95	2957		
Plastic Weld black	\$7.95	2958		

Scale Pads are great layout tools

1:20.3 Scale Pad 11" X 17" sheets qty 15 sheets	2823	\$3.99
1:24 Scale pad 8 1/2" X 14" sheets qty 15 sheets	2820	\$3.99
1:13.7 (7/8ths) pad 8 1/2" X 14" sheets qty 15 sheets	2821	\$3.99
1:48 (O Scale) pad 8 1/2" X 14" sheets qty 15 sheets	2822	\$3.99

NOW Available

Custom laser cutting and engraving.

E-mail or Fax us with what you are interested in having done and we can give you a quote. Your own special sign, building, car, what ever.

Ozark-Ergänzungen

	<p>20291 Schornstein</p>		<p>20299</p>
	<p>20292 Pinkelnder Hund</p>		<p>20300</p>
	<p>20293</p>		<p>20301</p>
	<p>20295</p>		<p>20302</p>
	<p>20296</p>		<p>20303</p>
	<p>20297</p>		<p>21038</p>
	<p>20298</p>		<p>21094</p>